

**470 Followspot Stand**

**L** 109cm 43" **H** 147cm 57.9" **W** 8.7kg 19.2lbs

**T** 110cm 43.3" **T** 40kg 88.2lbs **T** v

**C** KC-100

1 riser, 2 sections.  
 Dia.: 50mm, 40mm  
 Leg dia.: 30mm  
 With 1 leveling leg  
 Chrome plated centrepost  
 memory collar



**481 2 SCT Wind-Up Followspot Stand**

**L** 110cm 43.3" **H** 145cm 57.1" **W** 13.5kg 29.8lbs

**T** 110cm 43.3" **T** 50kg 110.2lbs **T** v

**C** KC-100

Dia.: 55mm, 45mm  
 Leg dia.: 30mm  
 With 1 leveling leg  
 Redesign Auto Self-Locking device  
 Chrome plated steel with geared  
 column



**482T 2 SCT Wind-Up Stand**





**L** 165cm 65" **H** 245cm 96.5" **W** 18.5kg 40.8lbs

**T** 128cm 50.4" **T** 45kg 99.2lbs **T** v

**C** KC-100

Elevation: 2.2cm per handle turn  
 Dia.: 55mm, 45mm  
 Leg dia.: 30mm  
 With 1 leveling leg  
 Chrome plated steel

**483T 3 SCT Wind-Up Stand w/Auto Self-Locking device**  
**483T-J Japanese Type**

 181cm 71.3"	 380cm 149.7"	 22.4kg 49.4lbs	 KC-100
 128cm 50.4"	 30kg 66.1lbs	 V / VJ	



3 sections.  
 Dia.: 55mm, 45mm, 38mm  
 Leg dia.: 30mm  
 2 risers extend simultaneously at one elevation of 4.4cm per handle turn.  
 Safety cable ensures simultaneous retrieval of all sections.  
 Chrome plated steel stand w/geared column.  
 With 1 leveling leg

Auto Self-Locking device stop unexpected drop-off, and make operation safer.  
**(PATENTED)**

**Lock position**  
 The safety pin will auto insert to the hole tube when wind-up.



**Unlock position**  
 The inside spring will bring the safety pin back.



Velcro is supplied to fasten the legs for better storage and transportation.



**483-BP Base Plate**  
 Set for three available with 481, 482, 483T, 470 stands.



Features of Wind-up stand :

The stand top mounted by a steel bolt through the top tube that offers most sturdy and solid assembly.



The tension of break shoe can be adjusted with Allen wrench.



The wind-up handle should be inserted in between center pole and legs to prevent the tube falling suddenly.



Leveling legs should be set into horizontal at leaning location.



Bright color warning sticker for safety operation.



Top section tube can be adjusted by stepping on foot step.



Casters are optional for easily moving the stand. The stand foot is rugged zinc-casting. Dia.: 100mm with brake and M10 attachment. A set is for three (KC-100).



**484 Heavy Duty Wind-Up Stand with Braked Caster**

3 sections., Dia.: 70mm, 60mm, 50mm, Leg dia.: 35mm,  
2 risers extend simultaneously at one elevation of 4.4cm per handle turn

Top 2 sections: Chrome plated steel

Center tube & legs: Stainless steel

With 1 leveling leg

With Auto Self-Locking Device

With Braked Caster

**L** 196cm 77.2" **H** 386cm 152" **W** 39kg 86lbs

**max** 180cm 70.9" **max** 80kg 176.3lbs **T** 28mm 1-1/8"



Auto Self-Locking Device stop unexpected drop-off, and make operation safer



Industry 6" braked caster with angle adjustable plate allows 484 to stably stand on the ground when the caster is removed.



28mm socket with 3 side holes for wind bracing kit



Solid and strong handle with slip-free design offer excellent operation.



Larger foot step with skidproof texture design



U-shaped struts are made of stainless steel for extra stability and safety.